

**TIP: START WITH THE RADIO VOLUME AT THE LOWEST LEVEL.** The Micro Sound is unique in that the micro speaker is delivering sound directly into your ear. The sound will be different than what you have experienced with clear tubes. If you are in an area that has radio static or interference, this will be amplified with the Micro Sound. Turning up the radio volume will not eliminate this static or interference.

Exposure to loud noises from any source for extended periods of time may temporarily or permanently affect your hearing. The louder the radio's volume, the less time is required before your hearing can be affected. Hearing damage from loud noises is sometimes undetectable at first and can have a cumulative effect.

**To protect your hearing:**

- Reduce the volume before connecting earpiece.
- Use the lowest volume necessary to do your job.
- Increase the volume only if you are in noisy surroundings.

## MANUFACTURER'S LIMITED WARRANTY

Your Sales Receipt is required to validate & obtain warranty services.

Your unit is warranted against internal defects in material or workmanship. All of our earphones are warranted for 12 months. Hygiene restrictions prevent us from extending our limited warranty to wearable parts such as: Fin Ultra Ear Tips, Torpedo Earbuds, Nabs & ear inserts, etc.

The warranty is extended to the original purchaser only and does not cover the following:

- \* Physical abuse
- \* Damage from tugging or pulling
- \* Improper maintenance of unit
- \* Frayed, torn or exposed wires
- \* Crushing or smashing in any way, shape or form

General misuse of the item such as: Excessive voltage, tampering with the unit or repairs attempted by someone other than the manufacturer will void the MANUFACTURER'S LIMITED WARRANTY.

The manufacturer reserves the right to evaluate and refuse warranty based on their evaluation. In order to obtain warranty services, proof of purchase in the form of a SALES RECEIPT must be returned along with the product.

For Returns Dept. & Return Authorization # Call Toll Free: (888) 372-1888.

After calling, send your return along with your name address &

Return Authorization number to:

The Earphone Connection, Inc.

25139 Avenue Stanford

Valencia, CA 91355




888.372.1888

[www.earphoneconnect.com](http://www.earphoneconnect.com)

25139 Avenue Stanford  
Valencia, CA 91355

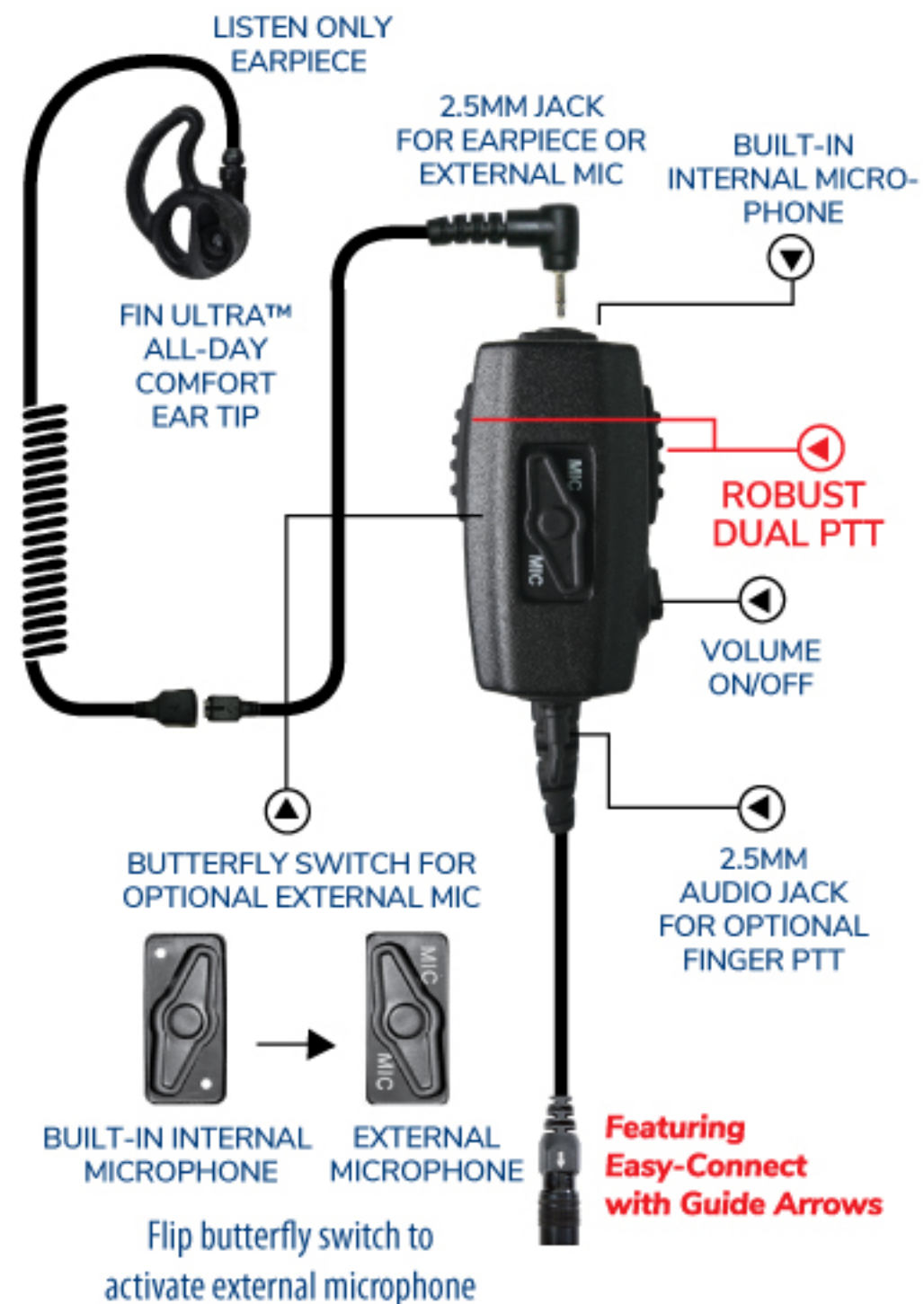
Follow Us.



[www.earphoneconnect.com](http://www.earphoneconnect.com)



## CHAMELEON DUAL PTT BODY MICROPHONE:



## Featuring Easy-Connect with Guide Arrows

**TO CONNECT**, grab the cable from the connector with the fore finger & thumb on either side of the guide arrow. Align the guide arrow with the alignment arrow on the radio adapter & gently push down.

## Easy-Connect:

Guide Arrow & Alignment Arrow are lined up.



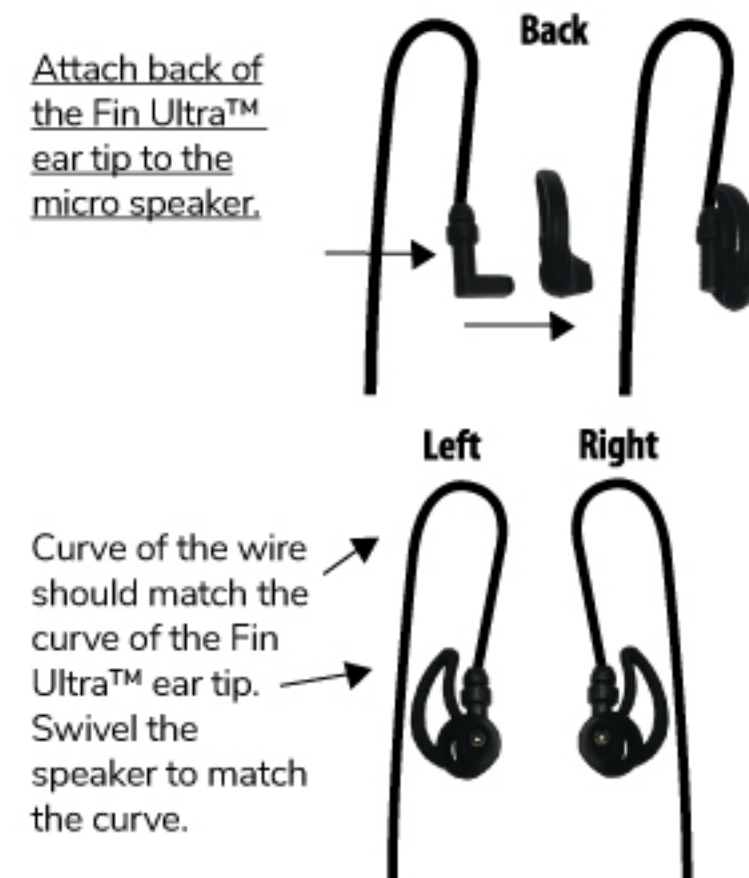
**TO RELEASE**, with the same two fingers grab the spring loaded metal release and pull up.



**IMPORTANT: REDUCE THE VOLUME BEFORE CONNECTING YOUR EARPIECE.**

## FOR EAR TIP INSERTION

Attach back of the Fin Ultra™ ear tip to the micro speaker.

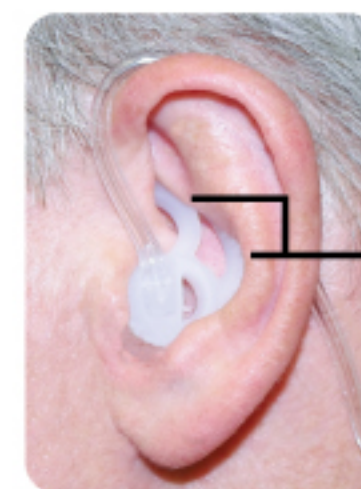
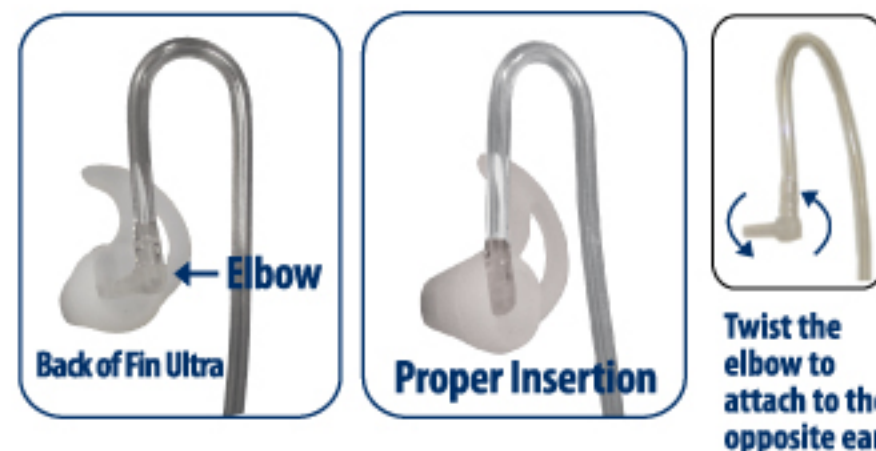


**TIP:** Insert top of the ear tip deep into the upper ear crevice first, then apply the rest into the ear.



## FIN ULTRA INSTALLATION:

Insert the clear tube **elbow** into the small hole on the **back of the Fin Ultra**. Be sure to push the elbow all the way into the groove of the back of the Fin Ultra for a secure attachment.



Be sure to insert the flexible Fin Ultra deep into the contours of the ear cartilage for a secure fit.